

Step 1: Draw the Dog's Head and Ear Outline



Step 2: Add the Dog's Cute Nose




Step 3: Draw the Dog's Big Cartoon Eyes




Step 4: Add the Dog's Muzzle and Happy Smile




Step 5: Draw the Second Ear and Complete the Face Shape




Step 6: Draw the Dog's Back and Body Outline




Step 7: Draw the Dog's Front Legs and Paws



Step 8: Draw the Back Legs and Tail



Step 9: Add the Tail and Cute Body Spots



Step 10: Color Your Cute Cartoon Dog

