

Step 1: Draw the Jawline




Step 2: Add the Eyebrows




Step 3: Draw Eyes, Nose, and Smile




Step 4: Add the Ears




Step 5: Draw the Front Hair Spikes




Step 6: Draw the Full Spiky Hair




Step 7: Draw the Neck and Upper Chest



Step 8: Add Chest Details



## Step 9: Add Outfit & Final Touches



Step 10: Color Your Goku Drawing (Final Step)

